

# Maschinenpark alimex Geschäftsbereich Bauteile


## 3 x DMU 200 P

X = 1800 Y = 2000 Z = 1100 mm



## Fooke 905 linear

X = 4500 Y = 3000 Z = 1500 mm




## DMU 270 P

X = 2700 Y = 2700 Z = 1600 mm



## KMG Zeiss MMZ-E (CMM)

X = 2000 Y = 4000 Z = 1500 mm



**alimex**<sup>®</sup>  
PRECISION IN ALUMINIUM

# Maschinenpark alimex Geschäftsbereich Bauteile

## Neue Ausrüstung


TRIMILL VF 3021 (ab Q 01/2024)

X = 3000 Y = 2100 Z = 1200 mm



TRIMILL VU 4535

X = 4500 Y = 3500 Z = 1800 mm



**alimex**<sup>®</sup>  
PRECISION IN ALUMINIUM